



# Using ST Math<sup>®</sup> At Home

Instructions for Accessing ST Math Outside of School

Dear Parents or Guardians:

With ST Math, students play computer games designed to teach math. They can play the games at home on devices with internet access. We encourage you to have your child play the games to review and practice the math skills learned in ST Math.

Your child's teacher may assign ST Math games for homework. Please make sure only the child with the ST Math account plays the games. Your child will access the program just as he or she does at school.

In ST Math, the game puzzles start off simple and then get more challenging as the student progresses. When they reach a challenging problem, your child should attempt the problem and use the visual feedback provided to help them figure out why their answer did or did not work. The feedback provided with each puzzle will help students figure out how to solve the problems.

If your child is struggling, help them by asking them questions about what they see happening on the screen. You should not give your child the correct answer to get them past the game with which they are struggling. The goal of ST Math is to promote problem solving.

**Questions? Please ask your child's classroom teacher.**



# 1 Pick Your Device

## Computer

**Works on Macs, PCs, and Chromebooks.**

Requires 1GB of RAM (2GB recommended), and a high-speed Internet connection.

## Access

Go to [www.stmath.com](http://www.stmath.com) and click on JiJi the penguin.



## Tablets\*

*\*If your school has ST Math featuring touch licensing, your child can access ST Math homework from home using their tablet.*

### Supported Devices:

- iPad 2 or newer running iOS 5.0 or higher
- Kindle Fire
- Full-size tablet running Android 3.1 or later

A high-speed internet connection is required.

## Access

Download the app by searching for “ST Math” on

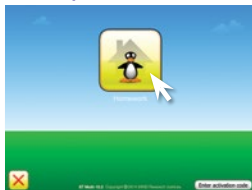
- iTunes Store (iPad)
- Google Play (Android)
- Amazon (Kindle Fire)



or

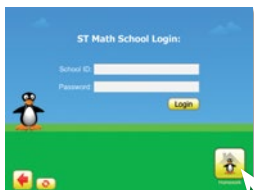
# 2 Play ST Math

1 Computer/Android



Click on the **Homework** button.

iPad

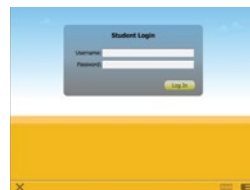


2



Enter your **password**.

Text



3



Type in your school name and press **Enter**.

4



Begin playing assigned homework.

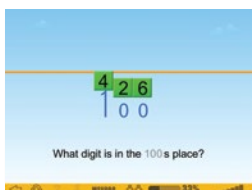
**Tip:** If there is no Homework assigned, access previously played content by clicking on the **Replay Games** button.



# 3 Exit ST Math

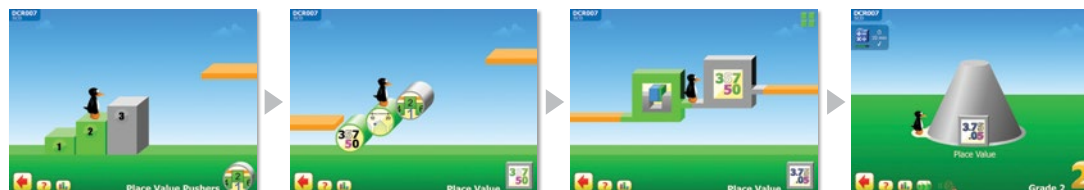
**Important:** Students should use the following process in order to save their work.

1



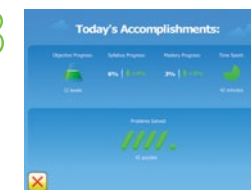
Select the button.

2



Keep selecting the button until you get to the Today's Accomplishments screen.

3



Select the button.